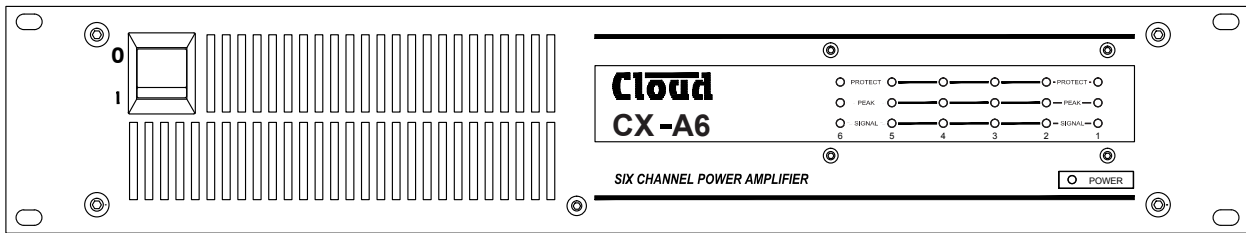
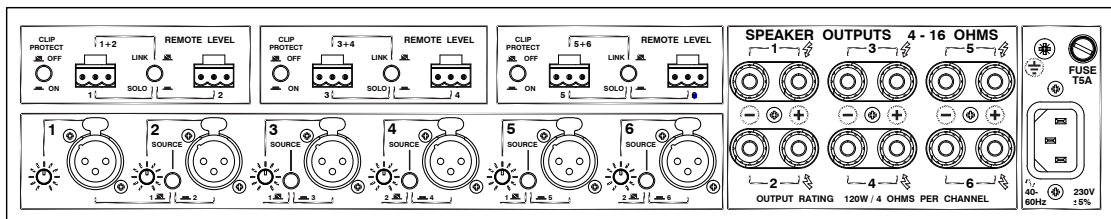


## MODELS CX-A6



Cloud CX-A6 - front panel view



Cloud CX-A6 - rear panel view

## General Description

The Cloud CX-A6 is a high-quality six-channel power amplifier designed for installed sound reinforcement in commercial, industrial, retail or leisure premises. They are ideal for situations where the various locations of the building require different programme material and/or levels.

Each channel of the CX-A6 will deliver 120 W into a 4 ohm load for long periods of time. Safety features of the design include VI limiting, switch-on delay (2 seconds) and protection against DC offset or thermal overload. It is built in a 2U steel enclosure, and uses variable-speed forced-air cooling.

Any two channels may be wired in Bridge Mode, allowing power outputs of double the normal rating to be delivered to a load of 8 ohms (minimum).

In addition to the power switch and associated LED, the front panel is fitted with three LEDs for each channel, confirming signal presence, peak level and activation of the protection circuitry. Rear panel controls are provided for individual channel gain trims and input

routing to configure the amplifier in various combinations of mono, stereo or multi-channel operation. The inputs are electronically balanced, on XLR connectors.

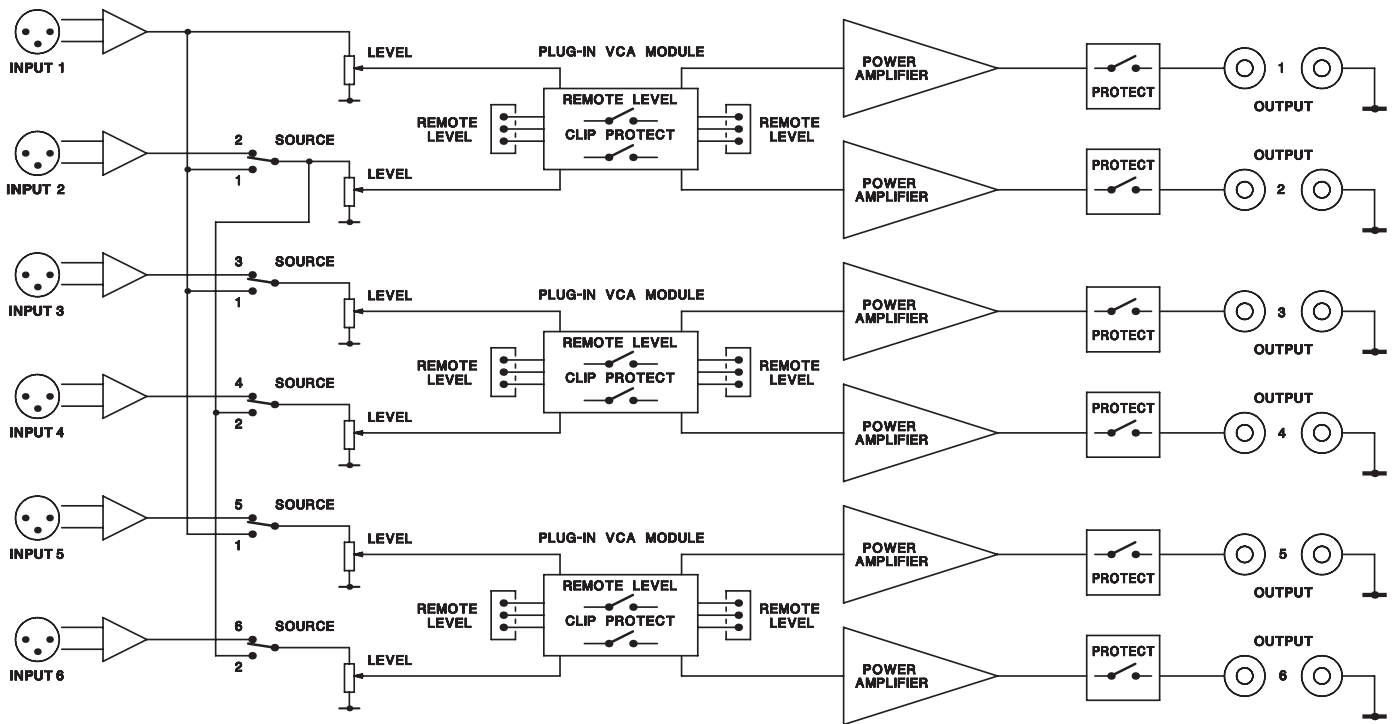
The CX-A6 may also be used to drive 100 V/70 V-line loudspeaker systems by the addition of a standard Cloud accessory, the CXL-100T, which is a single channel toroidal transformer module for external mounting. For installation convenience, the CXL-800, a 2U rackmounting assembly which can hold up to eight CXL-100Ts, is also available. To prevent LF transformer saturation in 100V/70V-line systems, a 65 Hz high-pass filter may be enabled for each channel individually, by internal jumper.

Other standard options are: Cloud RL-1 remote volume control plates, the VCA-2 two-channel VCA card (required for level control by RL-1) and EQ cards to suit various makes and models of loudspeakers. Remote level control or speaker EQ may be fitted to any or all channels, but it is possible to link the remote level control inputs in pairs with rear panel switches, to permit easy control of stereo programme.

- General purpose, high quality 6-channel power amplifier
- 6 x 120 W into 4 ohms, 6 x 85 W into 8 ohms
- Thermal protection
- VI limiting
- DC offset protection
- Switch-on delay (for speaker protection during power rail stabilisation)
- Pairs of channels may be operated in Bridge Mode
- Per-channel, front-panel LEDs for signal presence, peak level and protection status
- Balanced line level inputs with gain trim

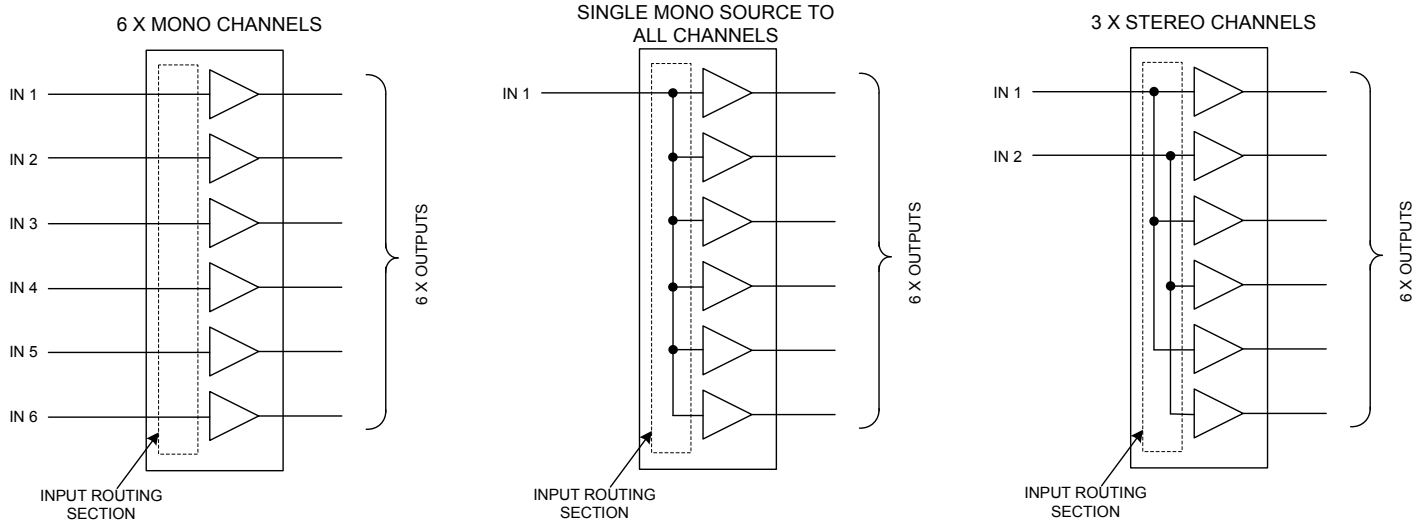
- Rear panel switches to configure for multichannel, stereo or mono operation
- Optional externally-mountable 100 V/70 V transformers (per-channel)
- Optional per-channel remote volume control (needs 2-channel VCA card, see block diagram)
- Optional 2-channel VCA cards
- A range of optional per-channel EQ cards, to match various popular loudspeakers
- 2U 19" rackmounting unit
- Variable speed forced-air cooling
- Five year warranty

## Block Diagram



## Input Routing

The input routing switches of the CX-A6 permits various permutations of mono, stereo and multi-channel operation without any external parallel wiring. Some possibilities are shown below:

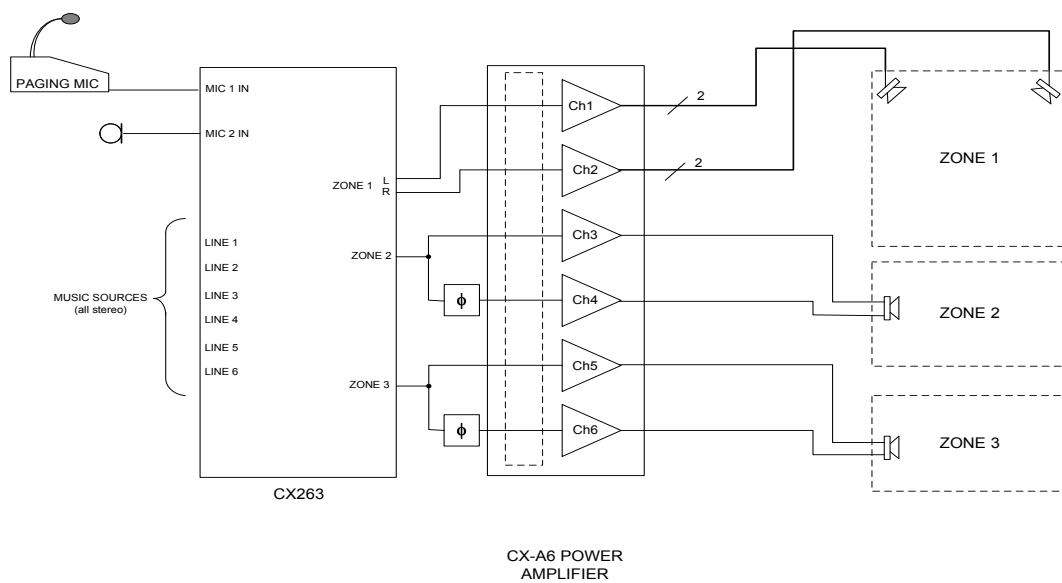


## System Example

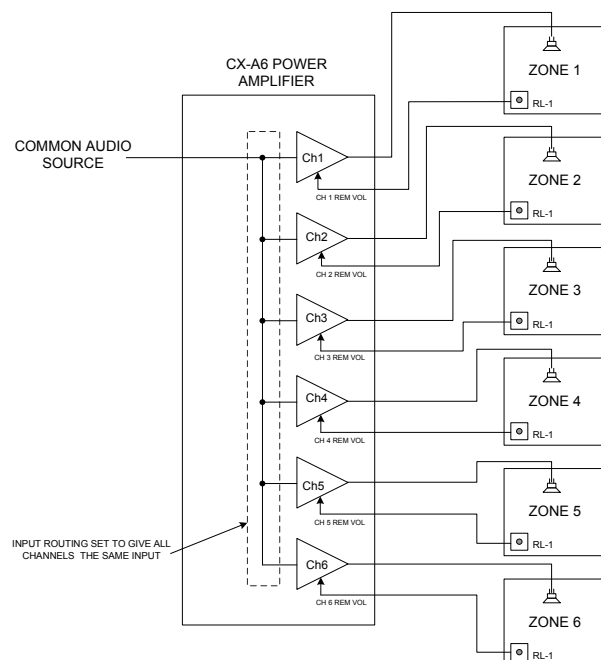
CX-A6 amplifiers are suitable for any application where different audio sources need to be routed to different zones (parts of a building), or perhaps where a common audio source needs to be reproduced at different levels in the various zones. The flexibility of the amplifiers' input routing makes it possible to handle a mixture of mono and stereo sources without complex wiring.

In many applications, the power amplifiers will be used in combination with a Cloud Zoner, to permit paging and emergency override. An example is the CX263 zoner, which supports three zones, one of which may be stereo. In the example shown below, where a CX263 is used with a CX-A6, Chs. 1 & 2 are used to drive stereo to Zone 1, while Chs. 3 & 4 are wired in Bridge mode to drive the mono signals at a higher level to Zone 2. The same principle is adopted for Zone 3, using Channels 5 & 6.

Similar mono-stereo arrangements are possible with the Cloud CX163 and Z4II/Z8II zoners.

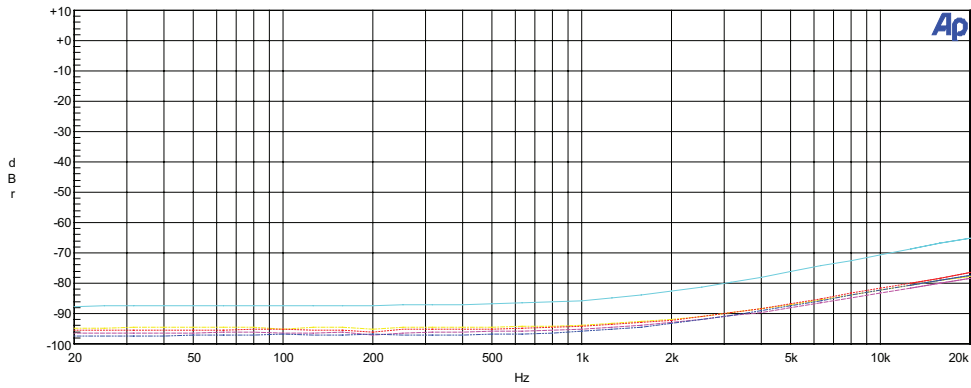


In another situation, it might be necessary to route the same audio to several different zones, but allow each zone to adjust its own level. This can be easily achieved by providing each zone with a Cloud RL-1 remote volume control plate, and setting the amplifier's input routing to parallel all the channels. Only a single input feed needs to be supplied, to Channel 1.



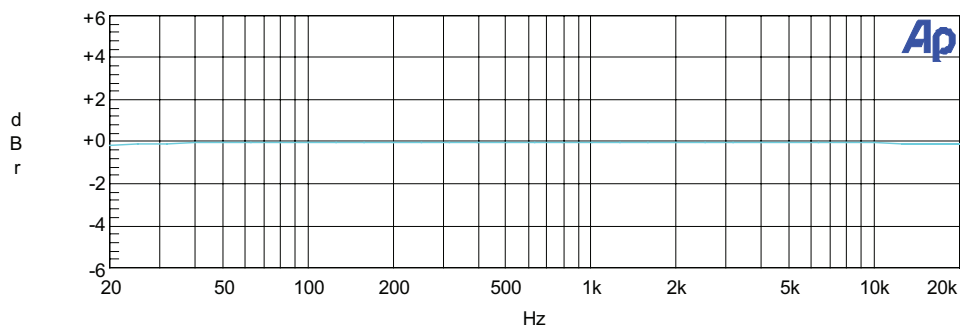
# Graphs

Audio Precision CX-A6 CH1-CH2,Crosstalk, 4 Ohms 06/02/11 15:46:51



Sweep	Trace	Color	Line Style	Thick	Data	Axis	Comment
1	1	Cyan	Solid	1	Anlr.Ampl	Left	CH1-CH2
2	1	Yellow	Dash Dot	1	Anlr.Ampl	Left	CH1-CH3
3	1	Red	Dot	1	Anlr.Ampl	Left	CH1-CH4
4	1	Magenta	Dash	1	Anlr.Ampl	Left	CH1-CH5
5	1	Blue	Dash DotDot	1	Anlr.Ampl	Left	CH1-CH6

Audio Precision CX-A6 CH1, Frequency Response, 4 Ohms, 120W 06/02/11 14:48:26



Sweep	Trace	Color	Line Style	Thick	Data	Axis	Comment
1	1	Cyan	Solid	1	Anlr.Level A	Left	

## Technical Specifications

Performance	Output Power (Normal Mode):	120 W/ch into 4 ohms (all chs driven)
	Output Power (Bridge Mode):	240 W nominal into 8 ohms
	Frequency Response:	10 Hz – 20 kHz, $\pm 1$ dB
	High Pass Filter:	-3 dB @ 65 Hz, selectable per-channel
	Distortion:	THD: <0.005% typical, 1 kHz, 100 W into 4 ohms, one channel driven, 22 Hz – 22 kHz
	Noise:	<-90 dB rel. rated output, unweighted, 22 Hz – 22 kHz
	VCA module THD:	<0.03%, 1 kHz, 22 Hz – 80 kHz
Inputs	Type & connectors:	Electronically balanced, XLR3F
	Sensitivity:	0 dBu (0.775 Vrms)
	Input Impedance:	10 kohms (balanced)
General	Output Connectors:	Binding posts
	Power input:	230 V $\pm 5\%$ (115 V $\pm 5\%$ available)
	Mains protection:	Replaceable fuse, T3.15A H (230V)
	Amplifier Protection:	VI limiting, DC offset, Thermal, Switch-on Delay
	Status Indicators:	Signal present, Peak & Protection
	Cooling:	Force cooled, two-speed DC fan
	Dimensions (W x H x D):	482.6 x 88 (2U) x 325 mm
Weight:	10.0 kg	

## Architect's and Engineer's Specification

The power amplifier shall have six identical channels. Each channel shall be capable of driving 120W into a 4 ohm load when all channels are driven simultaneously.

The amplifier's front panel shall incorporate an AC power switch, an LED indicating POWER ON, and LEDs indicating Signal Present, Peak Level and Protect status for each channel. The Signal Present LEDs shall illuminate when the input signal exceeds -22 dBu when the input sensitivity is set to maximum. The Peak LEDs shall illuminate when the output signal level is 0.5 dB below full output power. The Protect LEDs shall indicate activation of the channel protection circuitry.

The amplifier shall be provided with one input per channel and be able to operate in the following configurations as a minimum: all channels independent, one input feeding all channels or two inputs feeding the amplifier channels in pairs for stereo operation. Input sensitivity will be provided for each channel via a rear panel control permitting a range of operation from not less than 90 dB attenuation (min.) to unity gain (max.). The inputs shall be electronically balanced and capable of operating with both balanced and unbalanced sources. The input impedance shall be not less than 10 kohms in balanced mode. The input connectors shall be 3-pin XLR female type. It shall be possible to enable a high-pass 3rd order filter with a turnover frequency of 65 Hz independently in each amplifier channel.

Each channel shall deliver its rated power from an input signal of 0 dBu with input sensitivity controls set at maximum. Output mute protection on power-up and thermal protection shall be provided. The amplifier will also be protected against short-circuits at the

output, and excessive combination of output voltage and current. The amplifier's outputs shall be on 2-pin 5 mm-pitch screw-terminal connectors.

A range of optional, single-channel transformer modules, and suitable rackmounting housings, shall be available to permit the amplifier to drive 100V-line and 70V-line loudspeaker systems.

An optional control panel shall be available for any or all amplifier channels, to allow remote adjustment of channel gain. The variable gain element shall be an optional internally-fitted module, able to control the gain of two channels. The remote control connector shall be of Euroblock type. It shall be possible to link pairs of channels to enable one remote control panel to control two channels. It shall also be possible to fit optional EQ cards to any or all channels to suit a range of current, popular loudspeakers types.

The amplifier shall be built in a steel chassis suitable for mounting in a standard 19" equipment rack, and occupy two rack spaces. Two-speed forced-air cooling shall be employed.

The amplifier shall be available in versions operating on either 230V or 115VAC mains, the intended mains voltage to be specified by the user at the time of order.

The power amplifier shall be the Cloud CX-A6; the remote level control panel the Cloud RL-1, and the 2-channel gain control module the Cloud VCA-2.