

CS-C6 6.5" In-Ceiling Loudspeaker



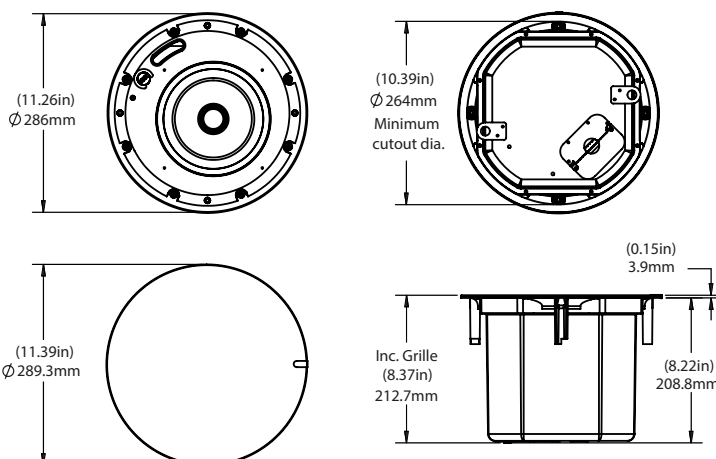
General Description

The Cloud CS-C6 is a 6.5 inch coaxial two way in-ceiling loudspeaker featuring exceptional intelligibility and musical performance. Using premium drivers and electronics, the CS-C6 offers high sensitivity, smooth frequency response, and excellent off axis performance. The 6.5 inch woofer incorporates a large magnet structure, a treated paper cone, and a butyl rubber surround for lasting, low distortion performance. The 1.0 inch tweeter is a silk soft dome with a phase plug to smoothly distribute the high frequency energy. The included 32 W transformer provides plenty of power for even high SPL applications. The 16 ohm impedance allows for easy low impedance daisy chaining.

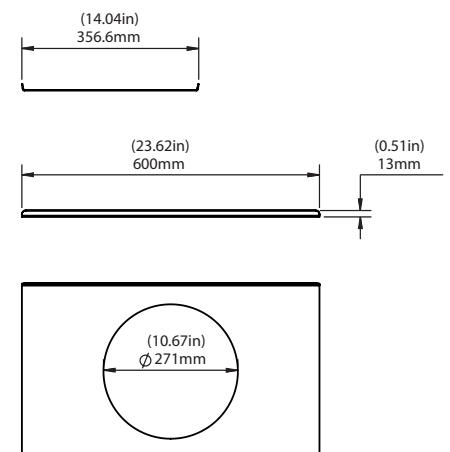
The CS-C6 incorporates several innovative features that make it a truly remarkable speaker. The ZeroEdge™ grille is magnetically attached for easy installation, and features a completely seamless transition from grille to ceiling. The entire CS-C series of speakers uses the same diameter back can which simplifies installation, and inventory management with only one size hole to cut, one size grille to install, and one size tile bridge to bring to the job site.

- Magnetic ZeroEdge™ grille with removable badge
- Easy inventory management with a single tile bridge and common grilles for the whole CS-C series
- Only one hole size to cut for all models within the CS-C series
- Premium drivers and electronics for exceptional sound quality and intelligibility
- Integrated high power transformer
- 16 ohm impedance for low impedance daisy chaining
- Low profile back can for installation into small ceiling voids
- Front mounted tap switch
- 4-pin quick connector for easy daisy-chaining and secure connections
- Available colours: black, white

Loudspeaker Dimensions



Tile Bridge Dimensions



Applications

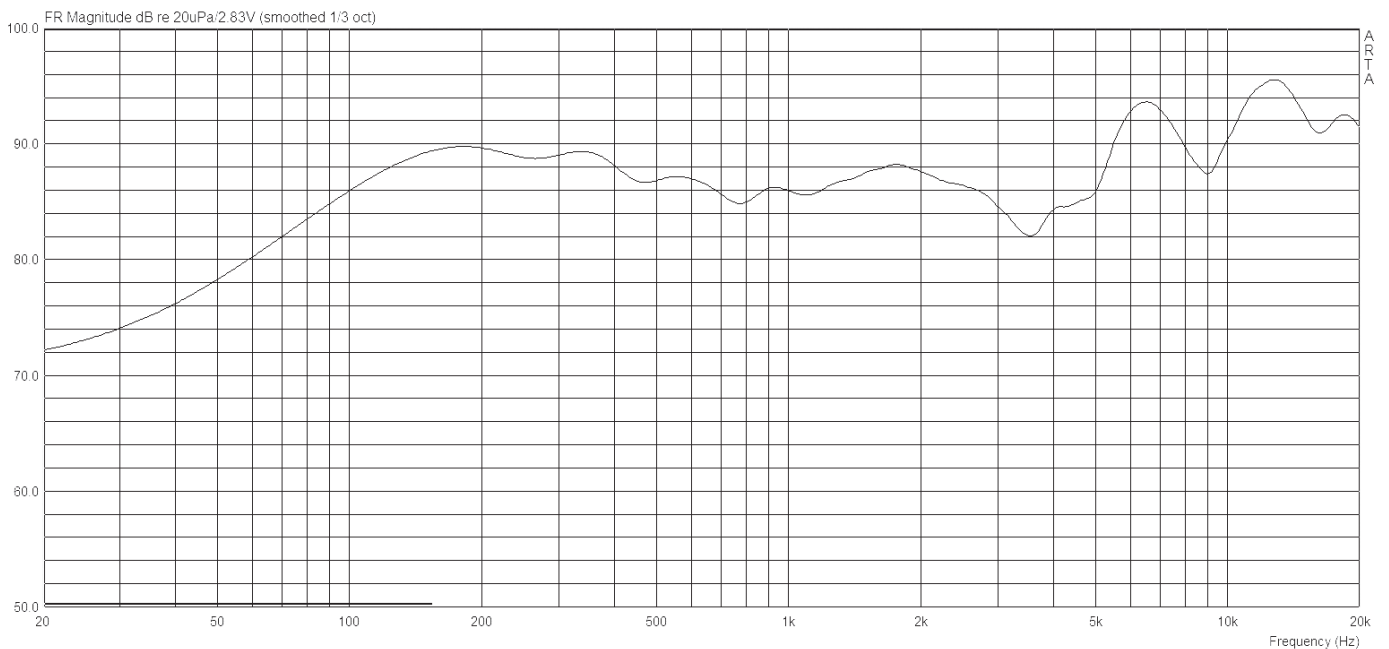
The CS-C6 was developed as a versatile background music and mid-SPL paging speaker. It offers superior acoustic performance, and premium design at an economic price point. It is ideally suited for use in restaurants, retail stores, airports, churches, board rooms, health care facilities, and hotels. The entire CS-C series shares the same acoustic signature, so installations with varying SPL requirements can seamlessly integrate multiple models from the line. The CS-C6 is a premium background and paging speaker that offers high end performance and design at an affordable price point.

Tap Settings

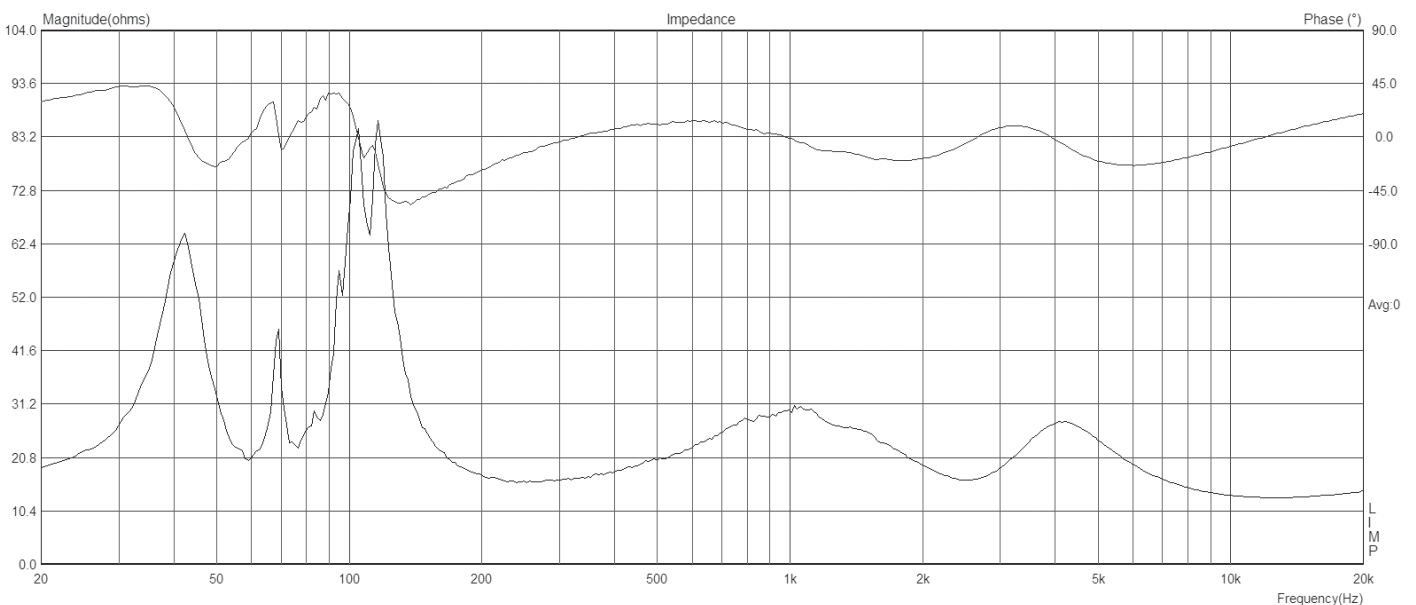
Tap	Tap Settings		
	100V	70V	25V
1	16 ohm		
2	X	32W	4W
3	32W	16W	2W
4	16W	8W	1W
5	8W	4W	0.5W
6	4W	2W	0.3W

Graphs

Frequency Response



Impedance



Technical Specifications

Description	6.5" 2-way in-ceiling with magnetic grille and steel back can.
Response (f3)	87 Hz -20 kHz
Response (f10)	65 Hz -20 kHz
Impedance	16 ohm
Sensitivity (2.83 V/1 m)	88 dB
Sensitivity (1 W/1 m)	91 dB
Power handling	50 W
Maximum SPL	108 dB
Average coverage angle (2 kHz - 10 kHz)	144°
Transformer taps	32, 16, 8, 4, 2 W
Tweeter	1 inch silk dome with phase plug
Woofer	6.5 inch treated paper with rubber surround
Input	4 pin Euroblock
Included accessories	Input cover plate (installed), male Euroblock
Optional accessories	Tile bridge
Available colours	Black (RAL9011), White (RAL9003)
Net weight/Gross weight	3.3 kg (7.3 lb) / 4.1 kg (9 lb)
Packaging	1 per box, cardboard inner packaging, single instruction sheet
Conformance	UL1480 / 2043 planned, RoHS, CE approved

Architect's and Engineer's Specification

The loudspeaker shall consist of one powder coated steel enclosure containing two transducers, a frequency dividing network, a transformer, and acoustic damping material. It shall incorporate an integrated clamping system including 4 dog ears. It shall include one removable steel grille affixed to the baffle via integrated magnets. The grille shall include a removable logo tab.

The loudspeaker shall include one 165 mm (6.5 inch) low-frequency transducer and one 25 mm (1.0 inch) high-frequency transducer with a frequency-dividing crossover network installed in a ported enclosure. The low frequency voice coil diameter shall be 25.4 mm (1.0 inch). The low-frequency transducer shall have a treated paper cone material with a rubber surround. The high-frequency transducer shall incorporate a silk dome with a plastic phase plug.

The loudspeaker shall include a 32 watt transformer with taps at 32 W, 16 W, 8 W, 4 W, and 2 W. Said taps shall be selected via an included tap switch located on the front baffle, under the magnetically removable grille. The transformer shall accept 25 V, 70.7 V, or 100 V. The tap switch shall also include a transformer bypass position, allowing for direction connection to the 16 ohm low impedance circuit.

Nominal performance specifications shall be as follows: The loudspeaker shall have a usable frequency range extending from 65 Hz - 20 kHz (-10 dB). The nominal impedance shall be 16 ohms, and the maximum continuous RMS power handling shall be at least 50 W according to the EIA-426-B standard. Sensitivity measured at 2.83 V / 1 m shall be 88 dB. The maximum output at 1 m shall be 91 dB.

Installation for the speaker shall be by 4 blind-mount constant-tension dog ear clips and shall attach to ceiling thicknesses ranging from 3.18 mm (0.125 inches) to 50.8 mm (2 inches). The external wiring shall be via 4-position 5.08 mm Euroblock connector, accepting up to 10 gauge wire. An optional tile bridge is available.

The maximum overall height shall be no more than 212.7 mm (8.37 inches) and the maximum diameter shall be no more than 289.3 mm (11.39 inches). The maximum visible dimensions shall be no more than 3.9 mm (0.15 inches) in height by 289.3 mm (11.39 inches) in diameter. The back can shall have a maximum diameter of 264.0 mm (10.39 inches), and shall fit within a cutout diameter of 266.7 mm (10.5 inches). The unit is factory preset to the 32 watt setting in the 100 volt operating mode, with a tap switch located on the front baffle.

The system shall be the Cloud CS-C6 for both low- and high- impedance applications.